

## Xi Series 1-6kVA True On-Line UPS

### Features

- Rack-Mount/Standalone Format
- Universal Battery Design (Optional 10 year batteries)
- Dual Mains Input
- Dual Position Backlit LCD
- LCD Load Segment Control 2.5kVA & 3.0kVA (European Models)



### Electrical Specification

|   |  |
|---|--|
| Input Voltage (full load without using batteries) | 115VAC version: 80-138VAC / 208VAC version: 176-276VAC / 230VAC version: 176-276VAC  |
| Input Frequency                                   | 46-64Hz  |
| Input Power Factor                                | >0.98 at full load   |
| Input Protection                                  | Fuse/Breaker (see notes on next page)  |
| Output Voltage                                    | 115VAC nominal - 100/110/115/120VAC selectable<br>208VAC nominal - 208/220/230/240VAC selectable<br>230VAC nominal - 208/220/230/240VAC selectable                       |
| Output Regulation                                 | ±2% of nominal   |
| Output Waveform                                   | Sine Wave  |
| Output THD  | <3% linear load  |
| Crest Factor                                      | 3:1  |
| Output Protection                                 | Electronic Overload Protection (ultimately by fuse/breaker)  |
| Efficiency (AC-AC)                                | 86% up to 1.5kVA, 90% up to 6kVA   |
| Overload Capacity                                 | See Overload Characteristics   |
| Output Frequency                                  | 50/60Hz dependant on input   |
| Internal Battery Type                             | VRLA 5 year design life. For 10 year option add suffix 'X' to model number   |
| Battery Replacement                               | Hot-swap all models  |
| Recharge  | <4 hours to 90%, standard battery only   |
| Battery String Voltage                            | 48VDC: 1.5kVA, 96VDC: 2.5kVA-3.0kVA, 192VDC: 4.0kVA-6.0kVA   |
| Autonomy  | See Tables   |
| Temperature                                       | Autonomy, recharge & battery life based on 25°C ambient  |
| Input Receptacles                                 | See rear panel drawings  |
| Output Receptacles                                | See rear panel drawings  |
| Display/Alarm                                     | Front panel LED menu driven, audible alarms. See front panel layout  |
| Interface (Rear Panel)                            | 1 x RS232 & 1 x USB (fitted in option slot)  |
| Software  | Supplied bundled to support Windows 95, 98, ME, 2000, XP & NT  |
| Fitted Fuse/Breaker                               | Xi1000/Xi15000 - 10A, Xi2500/Xi3000 - 15A, Xi4000/Xi6000 - 30A, Xi1500L CE - 15A, Xi1500L - 15A, Xi3000L(208VAC) - 15A, Xi3000L 120 - 30A, Xi6000L - 32A                 |
| REPO  | Remote emergency power off, must be fitted for unit to function. Connector on rear of unit. Remove link to shut down output in AC mode or shut down unit in battery mode |
| Operating Temperature                             | 0°C to +40°C   |
| Storage Temperature                               | -15°C to +50°C   |
| Operating Humidity                                | 0-95% RH non-condensing  |
| Operating Altitude                                | 3000m without derating   |
| Acoustic Noise                                    | <45dBA at 1 metre  |
| Ingress   | IP20   |
| Emissions   | EN50091-2 level B  |
| ESD Immunity                                      | EN61000-4-2, level 3   |
| Radiated Immunity                                 | EN61000-4-3, level 2   |
| EFT/Burst   | EN61000-4-4, level 2   |
| Surge   | EN61000-4-5, level 3   |
| Safety  | EN62040-1:2019, BS EN62040-1:2019, L versions: UL1778  |

# Uninterruptible Power Supplies



| Models and Ratings |              |       |                               |                         |
|--------------------|--------------|-------|-------------------------------|-------------------------|
| MODEL              | OUTPUT POWER |       | OUTPUT CURRENT<br>(at 230VAC) | AUTONOMY<br>(full load) |
|                    | VA           | Watts |                               |                         |
| Xi1000             | 1000VA       | 700W  | 4.3A                          | 12 Minutes              |
| Xi1500             | 1500VA       | 1050W | 6.5A                          | 9 Minutes               |
| Xi2500             | 2500VA       | 1750W | 10.8A                         | 9 Minutes               |
| Xi3000             | 3000VA       | 2100W | 13.0A                         | 7 Minutes               |
| Xi4000             | 4000VA       | 2800W | 17.3A                         | 12 Minutes              |
| Xi5000             | 5000VA       | 3500W | 21.7A                         | 9 Minutes               |
| Xi6000             | 6000VA       | 4200W | 26.0A                         | 7 Minutes               |

| MODEL       | OUTPUT POWER |       | OUTPUT CURRENT<br>(at 115VAC) | AUTONOMY<br>(full load) |
|-------------|--------------|-------|-------------------------------|-------------------------|
|             | VA           | Watts |                               |                         |
| Xi1500L CE  | 1500VA       | 1050W | 13.0A                         | 5 Minutes               |
| Xi3000L 120 | 3000VA       | 2100W | 26.0A                         | 5 Minutes               |

| Accessory Products      |  |
|-------------------------|--|
| Xi 232                  | RS232 Option Card giving second RS232 function   |
| Xi BM 110C              | Battery modules for Xi series UPS - fitted with 2 x Xi BP with additional 110V input charger for extended run times  |
| Xi BP                   | Battery pack - contains 4 x 7Ahr VRLA 5 year design life batteries   |
| Xi BMC                  | Battery module for Xi series UPS - populated with 2 x Xi BP, with additional charger for extended run times  |
| Xi BB1K5 <sup>(1)</sup> | Make before break dual input multi format bypass module for Xi1000 & Xi1500.<br>Provides safety interlock when used with Xi V.                                 |
| Xi BB3K <sup>(1)</sup>  | Make before break dual input multi format bypass module for Xi2500 & Xi3000.<br>Provides safety interlock when used with Xi V.                                 |
| Xi BB6K <sup>(1)</sup>  | Make before break dual input multi format bypass module for Xi4000 & Xi6000.<br>Provides safety interlock when used with Xi V.                                 |
| Xi R                    | Telescopic rack guides for UPS and battery modules   |
| Xi S                    | SNMP Network Adaptor Option Card replaces USB port, allowing the UPS to be addressed directly on the LAN   |
| Xi V                    | AS400 Volt Free Contact Option Card replaces USB comms port with a 15 way D-type connector<br>Providing Utility Fail, Battery Low, Bypass & UPS Alarm Contacts |

(1). Unit can be used without Xi V. However, there is no automatic protection against bypass operation while the unit is on inverter. Units must operate with common neutral. Contact sales office for details.

## Option Order Codes



E.G. Xi1000RX  
Xi Series, 1000VA  
With telescopic rail guides and 10 year design life batteries fitted

### Options (Examples)

- Add suffix 'R' to Model Number - Adds rack guides to unit for 19" rack mounting
- Add suffix 'S' to Model Number - Adds internal SNMP to UPS (in place of USB port)
- Add suffix 'V' to Model Number - Adds AS400 VFC to UPS for Utility Fail, Bypass, Battery Low and UPS Fault (in place of USB port)
- Add suffix 'X' to Model Number - Replaces 5 year design life batteries with 10 year

(1) Options should be listed in alphabetical order

# Uninterruptible Power Supplies



## Models and Ratings (L versions)

| MODEL       | OUTPUT POWER |       | OUTPUT CURRENT<br>(at 115VAC) | OUTPUT CURRENT<br>(at 208VAC) | AUTONOMY<br>(full load) |
|-------------|--------------|-------|-------------------------------|-------------------------------|-------------------------|
|             | VA           | Watts |                               |                               |                         |
| Xi1500      | 1500VA       | 1050W | 13.0A                         | N/A                           | 9 Minutes               |
| Xi3000      | 3000VA       | 2100W | N/A                           | 14.4A                         | 7 Minutes               |
| Xi3000L 120 | 3000VA       | 2100W | 26.0A                         | N/A                           | 7 Minutes               |
| Xi6000      | 6000VA       | 4200W | N/A                           | 28.8A                         | 7 Minutes               |

## Accessory Products

|                         |   |
|-------------------------|---|
| Xi 232                  | RS232 Option Card giving second RS232 function  |
| Xi BM                   | Battery modules for Xi series UPS - fitted with 2 x Xi BP   |
| Xi BP                   | Battery pack - contains 4 x 7Ahr VRLA 5 year design life batteries  |
| Xi BB3KL <sup>(1)</sup> | Make before break dual input bypass module for Xi2500L & Xi3000L<br>Provides safety interlock when used with Xi V |
| Xi BB6KL <sup>(1)</sup> | Make before break dual input bypass module for Xi4000L & Xi6000L<br>Provides safety interlock when used with Xi V |
| Xi R                    | Telescopic rack guides for UPS and battery modules (1 set of guides per 2U module, ie. Xi2500L needs 2 sets Xi R) |
| Xi S                    | SNMP Network Adaptor Option Card. See Options/Accessories   |
| Xi V                    | AS400 Volt Free Contact Option Card. See Options/Accessories  |

(1). Unit can be used without Xi V. However, there is no automatic protection against bypass operation while the unit is on inverter. Units must operate with common neutral. Contact sales office for details.

## Option Order Codes



E.G. Xi1500LRX  
Xi Series, 1500VA

With telescopic rail guides and 10 year design life batteries fitted

### Options (Examples)

Add suffix 'R' to Model Number - Adds rack guides to unit for 19" rack mounting

Add suffix 'S' to Model Number - Adds internal SNMP to UPS (in place of USB port)

Add suffix 'V' to Model Number - Adds AS400 VFC to UPS for Utility Fail, Bypass, Battery Low and UPS Fault (in place of USB port)

Add suffix 'X' to Model Number - Replaces 5 year design life batteries with 10 year

(1) Options should be listed in alphabetical order


## Option Card & REPO Details

### Xi S Option Card

The Xi S card provides network connectivity and SNMP management protocol capability to the Xi series of UPS.

Supplied with the option card is a CD which contains all relevant software including the Manual and MIB.

The card can be factory fitted with this option on request - please contact sales for assistance




### Xi V Option Card

The Xi V card provides true volt free contact indication of the following key parameters:

- Mains Fail
- Battery Low
- Bypass
- UPS Fault

These are 250VAC 2A rated contacts.



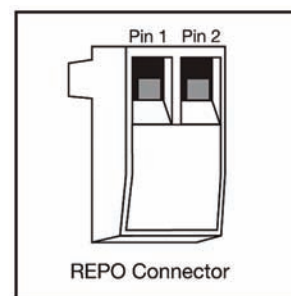
### REPO

The REPO feature shuts down the protected equipment immediately and does not follow the orderly shutdown procedure initiated by any power management software.

This occurs when the link between pin 1 and 2 is broken.

Any devices which are operating on battery are also shutdown immediately. When the REPO switch is closed, the equipment will not return to battery power until the UPS input is re-cycled.

This can be done by shutting down the UPS and re-starting it.



# Uninterruptible Power Supplies



## Run Time Charts

| UPS Model  | Standard Run Time in Minutes (Autonomy vs Load) |              |              |              |               |                |                |                |                |                |                |                |
|------------|---|--------------|--------------|--------------|---------------|----------------|----------------|----------------|----------------|----------------|----------------|----------------|
|            | 200VA (140W)                                    | 400VA (280W) | 600VA (420W) | 800VA (560W) | 1000VA (700W) | 1500VA (1050W) | 2000VA (1400W) | 2500VA (1750W) | 3000VA (2100W) | 4000VA (2800W) | 5000VA (3500W) | 6000VA (4200W) |
| Xi1000     | 86  | 39           | 24           | 17           | 12            |                |                |                |                |                |                |                |
| +1BM       | 328   | 142          | 90           | 62           | 49            |                |                |                |                |                |                |                |
| +2BM       | 569   | 264          | 163          | 114          | 86            |                |                |                |                |                |                |                |
| +3BM       | *   | 385          | 244          | 171          | 132           |                |                |                |                |                |                |                |
| Xi1500(L)  | 86  | 39           | 24           | 17           | 12            | 9              |                |                |                |                |                |                |
| +1BM       | 328   | 142          | 90           | 62           | 49            | 30             |                |                |                |                |                |                |
| +2BM       | 569   | 264          | 163          | 114          | 86            | 55             |                |                |                |                |                |                |
| +3BM       | *   | 385          | 244          | 171          | 132           | 80             |                |                |                |                |                |                |
| Xi2500N    |   |              |              |              |               |                |                |                |                |                |                |                |
| +1BM       | 201   | 86           | 55           | 39           | 30            | 18             | 12             | 9              |                |                |                |                |
| +2BM       | 439   | 201          | 122          | 86           | 69            | 43             | 29             | 23             |                |                |                |                |
| +3BM       | 684   | 325          | 199          | 140          | 108           | 68             | 49             | 38             |                |                |                |                |
| +4BM       | *   | 467          | 296          | 207          | 161           | 100            | 71             | 54             |                |                |                |                |
| Xi3000(L)N |   |              |              |              |               |                |                |                |                |                |                |                |
| +1BM       | 201   | 86           | 55           | 39           | 30            | 18             | 12             | 9              | 7              |                |                |                |
| +2BM       | 439   | 201          | 122          | 86           | 69            | 43             | 29             | 23             | 18             |                |                |                |
| +3BM       | 684   | 325          | 199          | 140          | 108           | 68             | 49             | 38             | 30             |                |                |                |
| +4BM       | *   | 467          | 296          | 207          | 161           | 100            | 71             | 54             | 43             |                |                |                |
| Xi4000N    |   |              |              |              |               |                |                |                |                |                |                |                |
| +2BM       | 453   | 201          | 119          | 84           | 67            | 43             | 30             | 23             | 18             | 12             |                |                |
| +4BM       | 990   | 453          | 288          | 201          | 151           | 97             | 67             | 53             | 43             | 30             |                |                |
| +6BM       | *   | 718          | 453          | 328          | 253           | 151            | 110            | 82             | 67             | 49             |                |                |
| +8BM       | *   | 990          | 600          | 453          | 351           | 214            | 151            | 117            | 92             | 67             |                |                |
| Xi5000N    |   |              |              |              |               |                |                |                |                |                |                |                |
| +2BM       | 453   | 201          | 119          | 84           | 67            | 43             | 30             | 23             | 18             | 12             | 9              |                |
| +4BM       | 990   | 453          | 288          | 201          | 151           | 97             | 67             | 53             | 43             | 30             | 23             |                |
| +6BM       | *   | 718          | 453          | 328          | 253           | 151            | 110            | 82             | 67             | 49             | 37             |                |
| +8BM       | *   | 990          | 600          | 453          | 351           | 214            | 151            | 117            | 92             | 67             | 53             |                |
| Xi6000(L)N |   |              |              |              |               |                |                |                |                |                |                |                |
| +2BM       | 453   | 201          | 119          | 84           | 67            | 43             | 30             | 23             | 18             | 12             | 9              | 7              |
| +4BM       | 990   | 453          | 288          | 201          | 151           | 97             | 67             | 53             | 43             | 30             | 23             | 18             |
| +6BM       | *   | 718          | 453          | 328          | 253           | 151            | 110            | 82             | 67             | 49             | 37             | 30             |
| +8BM       | *   | 990          | 600          | 453          | 351           | 214            | 151            | 117            | 92             | 67             | 53             | 47             |

Recharge time will be extended as additional BM's are added. \* indicates time not calculated - consult sales office for details.

| UPS Model              | Extended Run Time in Minutes (Autonomy vs Load) |              |               |                |                |                |                |                |                |                |
|------------------------|---|--------------|---------------|----------------|----------------|----------------|----------------|----------------|----------------|----------------|
|                        | 400VA (280W)                                    | 800VA (560W) | 1000VA (700W) | 1500VA (1050W) | 2000VA (1400W) | 2500VA (1750W) | 3000VA (2100W) | 4000VA (2800W) | 5000VA (3500W) | 6000VA (4200W) |
| Xi1000 + 3 BM + 1 BMC  | 509   | 235          | 176           |                |                |                |                |                |                |                |
| Xi1000 + 3 BM + 2 BMC  | 624   | 296          | 230           |                |                |                |                |                |                |                |
| Xi1000 + 3 BM + 3 BMC  | 772   | 356          | 280           |                |                |                |                |                |                |                |
| Xi1500 + 3 BM + 1 BMC  | 509   | 235          | 176           | 110            |                |                |                |                |                |                |
| Xi1500 + 3 BM + 2 BMC  | 624   | 296          | 230           | 139            |                |                |                |                |                |                |
| Xi1500 + 3 BM + 3 BMC  | 772   | 356          | 280           | 170            |                |                |                |                |                |                |
| Xi2500N+ 4 BM + 1 BMC  | 569   | 264          | 201           | 126            | 86             | 69             |                |                |                |                |
| Xi2500N+ 4 BM + 2 BMC  | 718   | 328          | 253           | 156            | 109            | 82             |                |                |                |                |
| Xi2500N+ 4 BM + 3 BMC  | 835   | 385          | 302           | 187            | 132            | 102            |                |                |                |                |
| Xi3000N+ 4 BM + 1 BMC  | 569   | 264          | 201           | 126            | 86             | 69             | 55             |                |                |                |
| Xi3000N+ 4 BM + 2 BMC  | 718   | 328          | 253           | 156            | 109            | 82             | 69             |                |                |                |
| Xi3000N+ 4 BM + 3 BMC  | 835   | 385          | 302           | 187            | 132            | 102            | 80             |                |                |                |
| Xi4000N + 8 BM + 2 BMC | *   | 569          | 453           | 288            | 201            | 156            | 126            | 86             |                |                |
| Xi4000N + 8 BM + 4 BMC | *   | 718          | 545           | 351            | 253            | 193            | 156            | 109            |                |                |
| Xi4000N + 8 BM + 6 BMC | *   | 835          | 665           | 410            | 302            | 234            | 187            | 132            |                |                |
| Xi5000N + 8 BM + 2 BMC | *   | 569          | 453           | 288            | 201            | 156            | 126            | 86             | 69             |                |
| Xi5000N + 8 BM + 4 BMC | *   | 718          | 545           | 351            | 253            | 193            | 156            | 109            | 82             |                |
| Xi5000N + 8 BM + 6 BMC | *   | 835          | 665           | 410            | 302            | 234            | 187            | 132            | 102            |                |
| Xi6000N + 8 BM + 2 BMC | *   | 569          | 453           | 288            | 201            | 156            | 126            | 86             | 69             | 55             |
| Xi6000N + 8 BM + 4 BMC | *   | 718          | 545           | 351            | 253            | 193            | 156            | 109            | 82             | 69             |
| Xi6000N + 8 BM + 6 BMC | *   | 835          | 665           | 410            | 302            | 234            | 187            | 132            | 102            | 80             |

Recharge as per standard battery pack. \* indicates time not calculated - contact sales office for details. Not available for L versions.

Email: [sales@powersolve.com.tw](mailto:sales@powersolve.com.tw) Web: [www.powersolve.com.tw](http://www.powersolve.com.tw)

# Uninterruptible Power Supplies



## Mechanical Formats

### Xi1000 & Xi1500(L)

Standard unit with internal batteries 2U  
Each additional battery adds 2U



### Xi2500 & Xi3000(L)

Standard unit with internal batteries 4U  
Each additional battery adds 2U



### Xi4000 Xi5000 & Xi6000(L)

Standard unit with internal batteries 8U  
Each additional battery comprises  
2 x BM (2 x 2U)



## Mechanical Formats

### Xi1000 & Xi1500(L)

#### Unit supplied in 1 box

##### BOX 1

UPS with battery pack fitted (2U)  
1 x Input Cable  
1 x Output Cable  
REPO connector  
RS232 Cable / USB Cable  
Software CD  
Manual (on CD)  
Mounting feet  
19" rack ears and screws

### Xi2500 & Xi3000(L)

#### Unit supplied in 2 boxes

##### BOX 1

UPS electronics module (2U)  
1 x Input Cable  
1 x Output Cable  
REPO connector  
RS232 Cable / USB Cable  
Software CD  
Manual (on CD)  
19" rack ears and screws

##### Box 2

Battery module with 2x Xi BP fitted (2U)  
Battery connection cable  
19" rackears and screws  
1 x key lock kit

### Xi4000, Xi5000 & Xi6000(L)

#### Unit supplied in 3 boxes

##### BOX 1

UPS electronics module (4U)  
Input & Output Hard Wired  
REPO Connector  
RS232 Cable / USB Cable  
Software CD  
Manual (on CD)  
19" rack ears and screws  
2 x battery connection cables

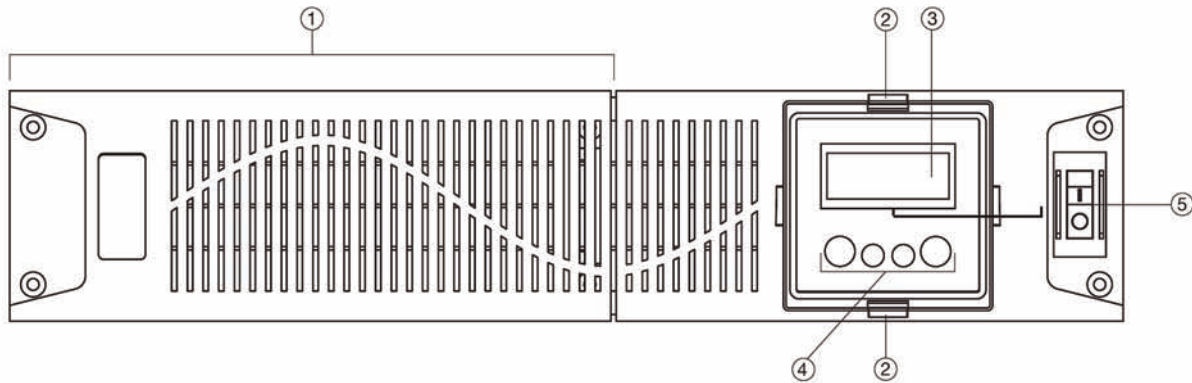
##### Box 2

Battery module with 2x Xi BP fitted (2U)  
Battery connection cable  
19" rackears and screws  
1 x key lock kit

##### Box 3

Battery module with 2x Xi BP fitted (2U)  
Battery connection cable  
19" rackears and screws  
1 x key lock kit

## Front Panel Layouts



| Number | Description  |
|--------|--|
| 1      | Remove panel to access battery compartment (up to 1.5kVA only - other models have separate battery module) |
| 2      | Top/bottom clips for releasing LCD display (to rotate through 90°) for standalone applications             |
| 3      | Backlit full function LCD display  |
| 4      | Keys for menu selection, bypass and menu select. See below   |
| 5      | Input breaker  |

## Xi LCD Display

To allow for use in either rack-mount or standalone format, the LCD display can be rotated using the top/bottom clip as shown to the right.

A retaining screw is then used to fix the panel in place.

Never rotate panel while UPS is on.

Information available from LCD:

- Input Voltage: VAC
- Output Frequency: Hz
- Output Voltage: VAC
- Battery Voltage: VDC
- Load: %
- Ambient Temperature: °C
- Heatsink Temperature: °C
- Output Current: A



## Xi Front Panel Buttons



Turn on/off the inverter or force unit to bypass. Start UPS from battery when mains is not available.



Select the status shown on the second (bottom) row of the LCD. Used for setting the function or parameter.



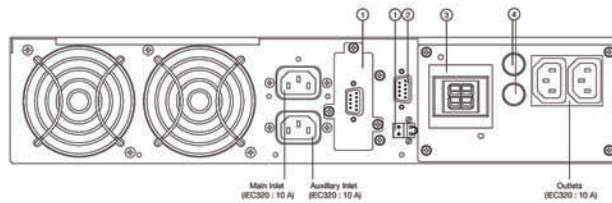
Select the status shown in the first (top) row of the LCD or review parameters in the M menu.



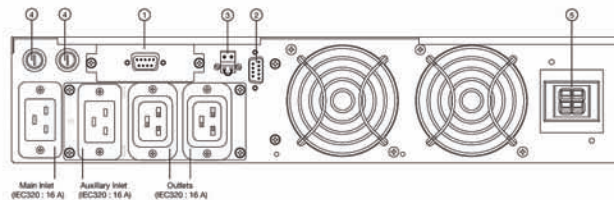
Enter edit menu. Selects standard UPS parameters including output voltage, battery test, etc.

## Rear Panel Layouts

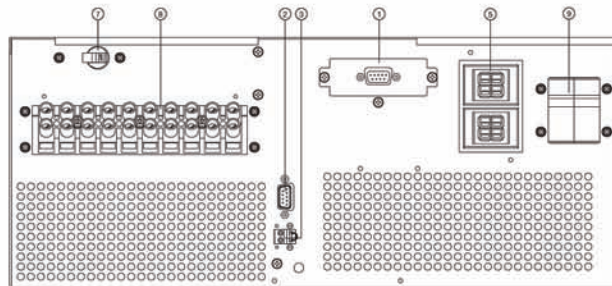
Xi1000 & Xi1500(L CE)



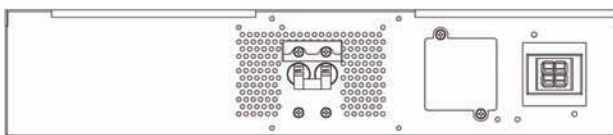
Xi 2500 & Xi3000L Electronic Module



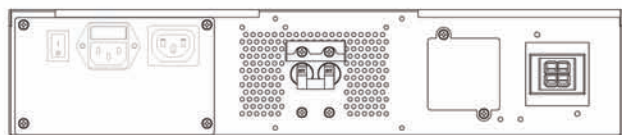
Xi4000 - Xi6000



Xi BM Battery Module



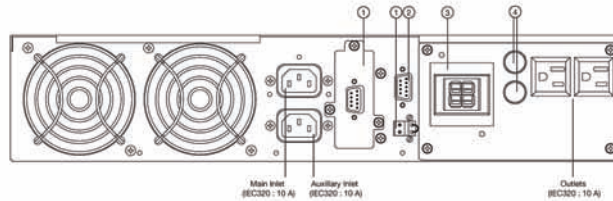
Xi BMC Battery Module



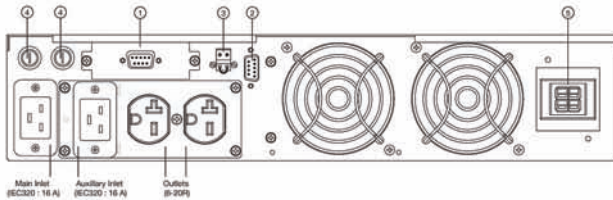
| No. | Item               | Description  |
|-----|--------------------|--|
| 1   | Option Slot        | Option slot allows user to fit AS400 Dry Contact Card or SNMP Internal Network Adaptor |
| 2   | Comms. Port        | Standard Serial RS232 Communications via 9 pin D-type connector                        |
| 3   | REPO               | Remote Emergency Power Off (remove link to shutdown)                                   |
| 4   | Input/Output Fuses | Overload Protection  |
| 5   | External Battery   | Allows user to connect external battery packs  |
| 6   | Maintenance Bypass | Allows unit to be isolated for maintenance   |
| 7   | Input Breaker      | Input breaker for 4, 5 & 6kVA Models   |
| 8   | Hardware Terminals | For Input, Output & Battery (if required)  |
| 9   | Battery Breaker    | Breaks DC voltage to/from battery module   |
| 10  | Battery Connector  | Remove plates to access battery connectors   |

## Rear Panel Layouts

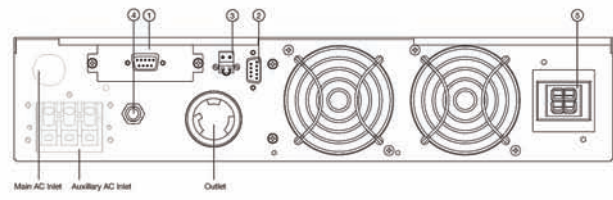
Xi1000 & Xi1500L



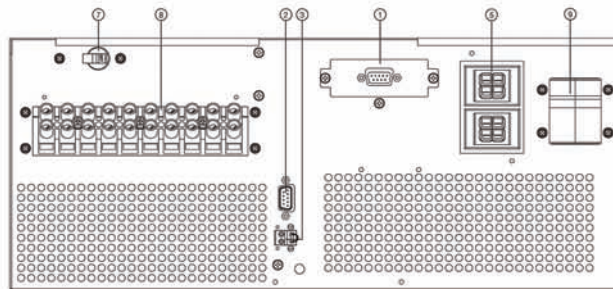
Xi3000L Electronic Module



Xi3000L 120V Electronic Module

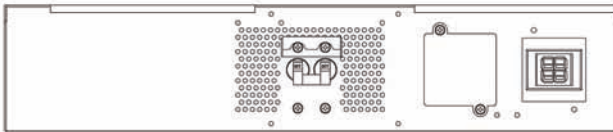


Xi6000L\*

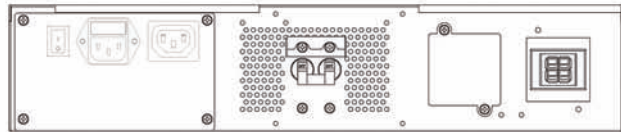


\* Plug & Play version also available - contact sales office

Xi BM Battery Module



Xi BMC Battery Module



| No. | Item               | Description  |
|-----|--------------------|--|
| 1   | Option Slot        | Option slot allows user to fit AS400 Dry Contact Card or SNMP Internal Network Adaptor |
| 2   | Comms. Port        | Standard Serial RS232 Communications via 9 pin D-type connector                        |
| 3   | REPO               | Remote Emergency Power Off (remove link to shutdown)                                   |
| 4   | Input/Output Fuses | Overload Protection  |
| 5   | External Battery   | Allows user to connect external battery packs  |
| 6   | Maintenance Bypass | Allows unit to be isolated for maintenance   |
| 7   | Input Breaker      | Input breaker for 4, 5 & 6kVA Models   |
| 8   | Hardware Terminals | For Input, Output & Battery (if required)  |
| 9   | Battery Breaker    | Breaks DC voltage to/from battery module   |
| 10  | Battery Connector  | Remove plates to access battery connectors   |

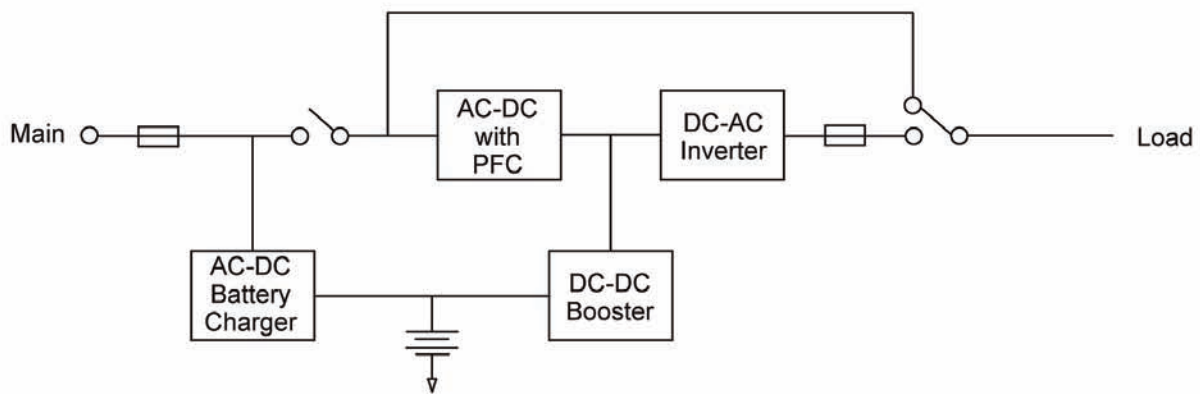
## UPS Topology

The Xi series of On Line UPS provides a high integrity AC power source with zero transfer time on mains fail conditions to battery. This On Line double conversion topology ensures that the load is protected against noise and transients.

The Xi series also offers dual input feeds ensuring that even if the main input fails, and the auxiliary supply is available, the load will continue to be protected against power failure.

The Xi series also incorporates load segment control (2.5kVA and 3kVA European models), allowing the user to turn off (via the LCD front panel menu) any load that is surplus to the critical part of the system. This then ensures that any critical component connected can achieve the longest run time available.

Xi Series Schematic



## Weights & Dimensions

| Model Number | Unit Dimensions Inches (mm) |             |            | Unit Weight (total kg) | Shipping Dimensions Inches (mm) |            |            | Shipping Weight | Boxes   |
|--------------|-----------------------------|-------------|------------|------------------------|---------------------------------|------------|------------|-----------------|---------|
|              | Height                      | Depth       | Width      |                        | Height                          | Depth      | Width      |                 |         |
| Xi1000       | 3.5 (88.9)                  | 20.1 (510)  | 16.8 (426) | 24 (24)                | 8.3 (210)                       | 25.6 (650) | 21.3 (540) | 28              | 1 Box   |
| Xi1500(L)    | 3.5 (88.9)                  | 20.1 (510)  | 16.8 (426) | 24 (24)                | 8.3 (210)                       | 25.6 (650) | 21.3 (540) | 28              | 1 Box   |
| Xi2500       | 7.0 (177.8)                 | 20.1 (510)  | 16.8 (426) | 14+32 (46)             | 8.3 (210)                       | 25.6 (650) | 21.3 (540) | 18              | 1 of 2  |
|              |                             |             |            |                        | 8.3 (210)                       | 25.6 (650) | 21.3 (540) | 35              | 2 of 2  |
|              |                             |             |            |                        |                                 |            |            | 53              | 2 Boxes |
| Xi3000(L)    | 7.0 (177.8)                 | 20.1 (510)  | 16.8 (426) | 14+32 (46)             | 8.3 (210)                       | 25.6 (650) | 21.3 (540) | 18              | 1 of 2  |
|              |                             |             |            |                        | 8.3 (210)                       | 25.6 (650) | 21.3 (540) | 35              | 2 of 2  |
|              |                             |             |            |                        |                                 |            |            | 53              | 2 Boxes |
| Xi4000       | 14.0 (355.6)                | 20.1 (510)  | 16.8 (426) | 28+32+32 (92)          | 13.4 (340)                      | 27.6 (700) | 23.6 (600) | 31              | 1 of 3  |
|              |                             |             |            |                        | 8.3 (210)                       | 25.6 (650) | 21.3 (540) | 35              | 2 of 3  |
|              |                             |             |            |                        | 8.3 (210)                       | 25.6 (650) | 21.3 (540) | 35              | 3 of 3  |
|              |                             |             |            |                        |                                 |            |            | 101             | 3 Boxes |
| Xi5000       | 14.0 (355.6)                | 20.1 (510)  | 16.8 (426) | 28+32+32 (92)          | 13.4 (340)                      | 27.6 (700) | 23.6 (600) | 31              | 1 of 3  |
|              |                             |             |            |                        | 8.3 (210)                       | 25.6 (650) | 21.3 (540) | 35              | 2 of 3  |
|              |                             |             |            |                        | 8.3 (210)                       | 25.6 (650) | 21.3 (540) | 35              | 3 of 3  |
|              |                             |             |            |                        |                                 |            |            | 101             | 3 Boxes |
| Xi6000(L)    | 14.0 (355.6)                | 20.1 (510)  | 16.8 (426) | 28+32+32 (92)          | 13.4 (340)                      | 27.6 (700) | 23.6 (600) | 31              | 1 of 3  |
|              |                             |             |            |                        | 8.3 (210)                       | 25.6 (650) | 21.3 (540) | 35              | 2 of 3  |
|              |                             |             |            |                        | 8.3 (210)                       | 25.6 (650) | 21.3 (540) | 35              | 3 of 3  |
|              |                             |             |            |                        |                                 |            |            | 101             | 3 Boxes |
| Xi BM        | 3.5 (88.9)                  | 20.1 (51.0) | 16.8 (426) | 32 (32)                | 8.3 (210)                       | 25.6 (650) | 21.3 (540) | 35              | 1 Box   |
| Xi BMC       | 3.5 (88.9)                  | 20.1 (51.0) | 16.8 (426) | 32 (32)                | 8.3 (210)                       | 25.6 (650) | 21.3 (540) | 36              | 1 Box   |
| Xi BP        |                             |             |            | 12 (12)                |                                 |            |            | 15.0            | 1 Box   |

Depth shown excludes front panel. Total depth is 21.65" (550mm)

## Software Options

The Xi Series is supplied as standard with XProtect software. However, the Xi Series has been designed to work with UPSilon software packages, which allow the user to use the Xi Series where MSXP UPS have previously been used.

UPSilon software must be used with the supplied RS232 cable. It will not function if used with the green UPSilon cable.

UPSilon is also available for Unix operating systems - please consult sales office for details.



### XProtect Features:

- Simple installation & configuration
- Read/write function allows for engineer configuration of UPS
- Simple meter display of load battery capacity & temperature
- Complete data & event logging as standard
- Configurable tool bars

All models within the Xi range are provided as standard with shutdown & monitoring software.

This software is supplied on a CD and covers all Windows® based platforms. The software offers all of the functionality of standard shutdown packages with some additional features for remote monitoring and control.

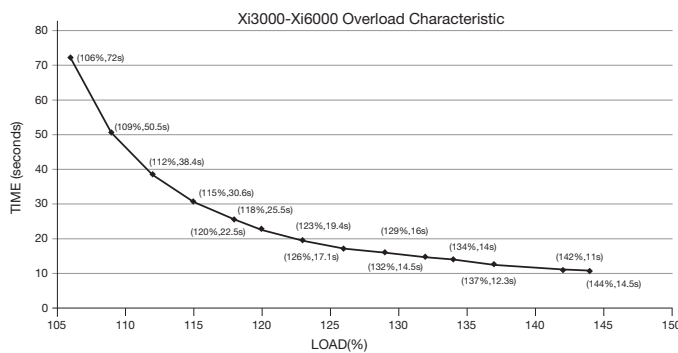
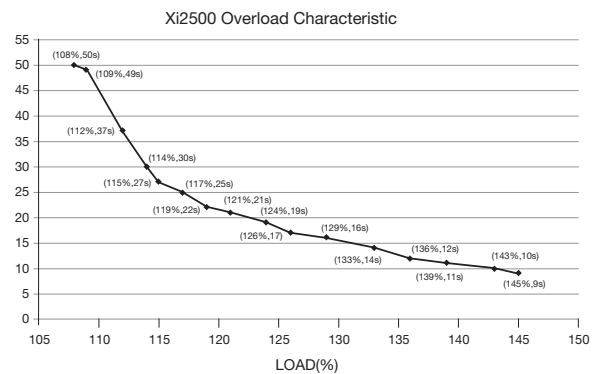
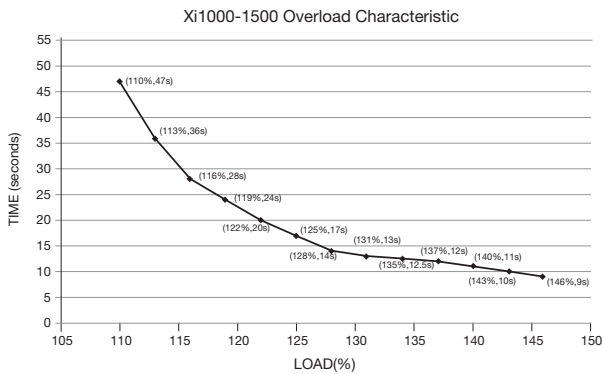
Monitoring is achieved either locally through the RS232 cable (supplied) or remotely via a connected network. This can provide the user with information about major input and output parameters along with alarm information as and when it appears.

Control is via the console in the software and allows the user (again locally via the serial connection or remotely via network connection) to schedule remote system shutdown (password controlled) and general UPS housekeeping.

In combination with its very flexible shutdown features, the software also lets the user know which programs were shutdown at last mains failure, to ensure that no saved files go unmissed.



## Overload Graphs



**NOTE:**  
Once the parameters shown are exceeded, the UPS will go into bypass mode. If the overload is greater than 160%, it will latch in bypass mode until mains is manually recycled.

The UPS will support the load in bypass mode until the fuse/breaker ratings are reached. At this point the unit will trip and shutdown.

## Modular Design & Key Lock Function

The Xi series modular design makes for a one man install up to 3kVA. For 4-6kVA models, two men are needed to install. The weight of each part of the system is no greater than 30kg.

Part of the design concept is to allow one unit to be created from a number of modules. When using the modules in free-standing mode, a key lock facility is provided. The basic principle of the key lock is illustrated below.

A key lock kit is provided with every battery module.

