

**6W**

Convection cooled

DC-DC converters

The JCA06 series is housed in a 1" x 0.8" x 0.4" (25.4 x 20.3 x 10.2 mm) PCB mount metal case. Featuring a 2:1 input voltage range of 4.5 to 9VDC, 9 to 18VDC, 18 to 36VDC or 36 to 75VDC with regulated single outputs of 3.3, 5, 12 & 15VDC and dual outputs  $\pm 5$ ,  $\pm 12$  or  $\pm 15$ VDC.

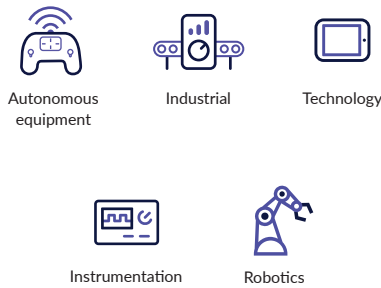
The 4W JCA06 has 1.5kVDC isolation between input and output, over voltage, overload & short circuit protection is standard. The operating temperature range is from -40°C to +100°C, with derating above +75°C.



## Features

- ▶ Regulated single & dual outputs
- ▶ 2:1 input range
- ▶ Single outputs 3.3 to 15VDC
- ▶ Dual outputs  $\pm 5.0$  to  $\pm 15$ VDC
- ▶ 1.0" x 0.8" metal case
- ▶ 1.5kVDC isolation
- ▶ -40°C to +100°C operating temperature
- ▶ Full power to +85°C
- ▶ 3 year warranty

## Applications



## Dimensions

25.4 x 20.3 x 10.2mm (1.00" x 0.80" x 0.40")

## Models & ratings

Model number	Input voltage	Output voltage	Output current	Efficiency	Input current <sup>(1)</sup>		Maximum capacitive load
					No load	Full load	
JCA0605S03	4.5-9.0VDC	3.3VDC	1.52A	82%	44mA	1000mA	470 $\mu$ F
JCA0605S05		5.0VDC	1.00A	84%	66mA	955mA	1000 $\mu$ F
JCA0605S12		12.0VDC	0.50A	84%	9mA	975mA	300 $\mu$ F
JCA0605S15		15.0VDC	0.40A	84%	10mA	985mA	200 $\mu$ F
JCA0605D01		$\pm 5.0$ VDC	$\pm 0.50$ A	81%	12mA	982mA	400 $\mu$ F
JCA0605D02		$\pm 12.0$ VDC	$\pm 0.25$ A	83%	34mA	973mA	120 $\mu$ F
JCA0605D03		$\pm 15.0$ VDC	$\pm 0.20$ A	83%	25mA	998mA	150 $\mu$ F

Continued on page 2

### Notes:

1. Nominal input voltage 5, 12, 24 or 48 VDC.
2. Input current is at nominal input voltage.
3. Efficiency is measured at nominal input and full load at 25°C.

## Models & ratings

Model number	Input voltage	Output voltage	Output current	Efficiency	Input current <sup>(1)</sup>		Maximum capacitive load
					No load	Full load	
JCA0612S03	9-18VDC	3.3VDC	1.22A	83%	38mA	505mA	1520µF
JCA0612S05		5.0VDC	0.80A	82%	46mA	492mA	1000µF
JCA0612S12		12.0VDC	0.34A	82%	18mA	591mA	222µF
JCA0612S15		15.0VDC	0.28A	84%	22mA	589mA	330µF
JCA0612D01		±5.0VDC	±0.40A	82%	15mA	513mA	500µF
JCA0612D02		±12.0VDC	±0.17A	83%	21mA	591mA	150µF
JCA0612D03		±15.0VDC	±0.14A	83%	25mA	597mA	100µF
JCA0624S03	18-36VDC	3.3VDC	1.22A	82%	21mA	255mA	1520µF
JCA0624S05		5.0VDC	0.80A	80%	34mA	252mA	1000µF
JCA0624S12		12.0VDC	0.34A	82%	13mA	297mA	500µF
JCA0624S15		15.0VDC	0.28A	83%	13mA	297mA	330µF
JCA0624D01		±5.0VDC	±0.40A	81%	11mA	257mA	500µF
JCA0624D02		±12.0VDC	±0.17A	83%	16mA	299mA	300µF
JCA0624D03		±15.0VDC	±0.14A	81%	17mA	296mA	200µF
JCA0648S03	36-75VDC	3.3VDC	1.22A	82%	13mA	130mA	1520µF
JCA0648S05		5.0VDC	0.80A	80%	14mA	128mA	1000µF
JCA0648S12		12.0VDC	0.34A	80%	6mA	149mA	500µF
JCA0648S15		15.0VDC	0.28A	81%	7mA	149mA	330µF
JCA0648D01		±5.0VDC	±0.40A	80%	7mA	131mA	500µF
JCA0648D02		±12.0VDC	±0.17A	82%	8mA	150mA	300µF
JCA0648D03		±15.0VDC	±0.14A	82%	10mA	150mA	200µF

### Notes:

1. Nominal input voltage 5, 12, 24 or 48 VDC.
2. Input current is at nominal input voltage.

3. Efficiency is measured at nominal input and full load at 25°C.

## Input

Characteristic	Minimum	Typical	Maximum	Units	Notes & conditions
Input voltage range	4.5		9	VDC	5VDC nominal
	9		18		12VDC nominal
	18		36		24VDC nominal
	36		75		48VDC nominal
Input current	See models & ratings table				
Input filter	Pi network				
Input Reflected Ripple		80		mA	30mA for all other models
Input surge		10		VDC	5VDC models (for 1s max)
		25			12VDC models (for 1s max)
		50			24VDC models (for 1s max)
		100			48VDC models (for 1s max)

## Output

Characteristic	Minimum	Typical	Maximum	Units	Notes & conditions
Output voltage	See models & ratings table				
Initial set accuracy			±1	%	Single outputs models only
Minimum load	0			%	No minimum load required
Line regulation		±0.3		%	
Load regulation		±1		%	
Cross regulation		±5.0		%	Dual output models
Start up delay			200	ms	
Start up rise time		3.5		ms	
Transient response			4	%	Deviation, recovery to within 1% in <500µs for a 25% load change at 1Aµs
Ripple & noise		50		mV	Measured with 20MHz bandwidth
Overcurrent protection		150		%	Trip and restart (hiccup mode)
Short circuit protection	Continuous with auto recovery				
Temperature coefficient		±0.05		%/°C	
Overvoltage protection		150		%	Recycle input to reset
Temperature coefficient		±0.05		%/°C	

## General

Characteristic	Minimum	Typical	Maximum	Units	Notes & conditions
Efficiency	See models & ratings table				
Isolation: input to output		1500		VDC	Basic insulation
Isolation: input to case		500			
Isolation: output to case		500			
Isolation capacitance		1200		pF	
Switching frequency		300		kHz	
Power density		308.07 (18.8)		W/cm <sup>3</sup> (W/in <sup>3</sup> )	
Mean time between failure		1		mhrs	MIL-HDBK-217F, +25°C GB

## Environmental

Characteristic	Minimum	Typical	Maximum	Units	Notes & conditions
Operating temperature	-40		+100	°C	Derates from 100% load at +75°C linearly to 0% load at +100°C
Storage temperature	-55		+125	°C	
Case temperature			+100	°C	
Cooling	Convection cooled				
Operating humidity			95	%	RH, non condensing

## Safety approvals

Certification	Standard	Notes & conditions
UL	UL60950-1, UL62368-1	
EN	EN62368-1, IEC60950-1, IEC62368-1	
CE	Meets all applicable directives	
UKCA	Meets all applicable legislation	

## Emissions - EMC

Phenomenon	Standard	Test level	Notes & conditions
Conducted	EN55022	Level A	Level B with external components, see application note
Radiated	EN55022	Level B	

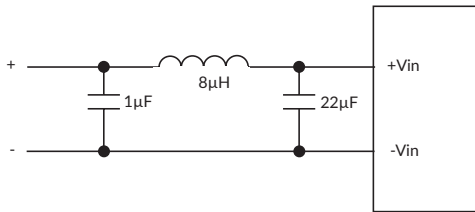
## Immunity - EMC

Phenomenon	Standard	Test level	Criteria	Notes & conditions
ESD immunity	EN61000-4-2	Level 2	A	
Radiated immunity	EN61000-4-3	3V/m	A	
Conducted immunity	EN61000-4-6	3Vrms	A	
Magnetic fields	EN61000-4-8	10A/m	A	

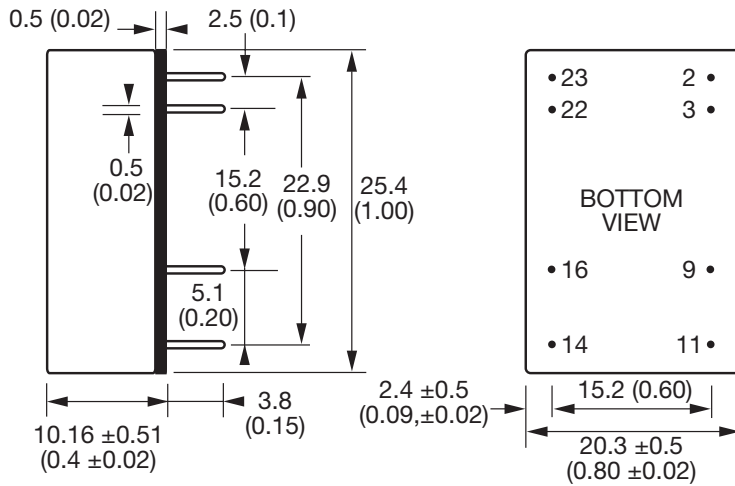
## Application notes

### Input filter

To meet level B conducted emissions.



## Mechanical details



Pin connections		
Pin	Single	Dual
2	-Vin	-Vin
3	-Vin	-Vin
9	No pin	Common
11	N/C	-Vout
14	+Vout	+Vout
16	-Vout	Common
22	+Vin	+Vin
23	+Vin	+Vin

### Notes:

- All dimensions in mm (inches)
- Weight: 12g (0.03lbs)
- Pin diameter tolerance:  $\pm 0.02$  ( $\pm 0.00079$ )
- Pin pitch tolerance:  $\pm 0.25$  ( $\pm 0.01$ )
- Case tolerance:  $\pm 0.5$  ( $\pm 0.02$ )

Specifications subject to change without notice.