

350W Baseplate cooled

DC-DC converters

The QSB350 series offers a compact 350W DC-DC converter solution in an industry standard ½ brick package, with integral baseplate for conduction cooling. Available in two input ranges, covering 18V to 36VDC & 36V to 75VDC.

Standard features are: output voltage trim, remote sense, remote On/Off, a wide operating temperature range and includes protection for over current, over temperature and over voltage.

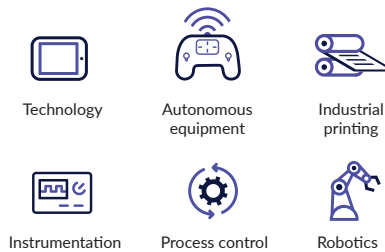
The QSB350 is highly suited to telecommunications, distributed power architectures, battery operated equipment, industrial electronics, mobile equipment and many other applications.



Features

- ▶ Regulated single outputs 3.3 to 48VDC
- ▶ 2:1 input ranges 18 to 36VDC & 36 to 75VDC
- ▶ Baseplate cooled ½ brick package
- ▶ 1.5kVDC isolation
- ▶ Output trim ±10%
- ▶ Remote sense
- ▶ Remote On/Off
- ▶ -40°C to +100°C operating temperature
- ▶ 3 year warranty

Applications



Dimensions

61.0 x 57.9 x 12.7mm (2.40" x 2.28" x 0.5")
½ brick package

Models & ratings

Model number ⁽³⁾	Input voltage	Output voltage	Output current	Input current ⁽⁴⁾		Efficiency
				No load	Full load	
QSB35024S3V3	18-36VDC (24 V nominal)	3.3VDC	70.0 A	130 mA	10.94 A	88.0 %
QSB35024S05		5.0VDC	70.0 A	250 mA	16.29 A	89.5 %
QSB35024S12		12.0VDC	29.2 A	220 mA	15.96 A	91.5%
QSB35024S24		24.0VDC	14.6 A	40 mA	16.22 A	90.0%
QSB35024S28		28.0VDC	12.5 A	50 mA	16.03 A	91.0%
QSB35024S48		48.0VDC	7.3 A	60 mA	16.22 A	90.0%
QSB35048S3V3	36-75VDC (48 V nominal)	3.3VDC	70.0 A	80 mA	5.41 A	89.0%
QSB35048S05		5.0VDC	70.0 A	120 mA	8.01 A	91.0%
QSB35048S12		12.0VDC	29.2 A	100 mA	7.89 A	92.5%
QSB35048S24		24.0VDC	14.6 A	40 mA	7.98 A	91.5%
QSB35048S28		28.0VDC	12.5 A	30 mA	7.88 A	92.5%
QSB35048S48		48.0VDC	7.3 A	60 mA	7.93 A	92.0%

Notes:

1. Ripple & noise is measured with a 10µF tantalum capacitor and 1.0µF ceramic capacitor across output.
2. Logic compatibility: Ref to -ve input. Module On = open circuit. Module Off = <0.8VDC.
3. Add suffix 'N' to the model number to receive the unit with negative logic Remote On/Off.
4. Input current specified at 24VDC for 10-36VDC models and 48VDC for 18-75VDC models.
5. Add an external capacitor of 100µF minimum to the output terminals, in order to maintain the specified regulation.

Input

Characteristic	Minimum	Typical	Maximum	Units	Notes & conditions
Input voltage range	18		36	VDC	24VDC
	36		75		48VDC
Undervoltage lockout		17		VDC	On (24VDC)
		16			Off (24VDC)
		35			On (48VDC)
		33			Off (48VDC)
Input surge		50		VDC	24VDC (for 100ms)
		100			48VDC (for 100ms)
Input current	See models and ratings table				
Input reverse voltage protection	None				
Input filter	Pi type				

Output

Characteristic	Minimum	Typical	Maximum	Units	Notes & conditions
Output voltage trim		±10		%	See application notes
Initial set accuracy			±1.5	%	
Line regulation			±0.2	%	Measured from high line to low line
Load regulation			±0.2	%	Measured from 0-100% load
Transient response			5	%	Maximum deviation, recovery to within 1% in 500µs, 25% step load change
Start up delay		100		ms	
Ripple and noise			100	mV pk-pk	3.3 & 5VDC, 20MHz bandwidth
			150		12 & 15VDC, 20MHz bandwidth
			280		24 & 28VDC, 20MHz bandwidth
Overvoltage protection	115		140	%	
Short circuit protection	Continuous				
Thermal shutdown		>100		°C	Baseplate temperature
		<70			Restart
Temperature coefficient		±0.03		%/°C	
Current limit	105		140		Of nominal output
Remote On/Off	See models and ratings notes				
Remote Sense	Compensates up to 10% of Vout nominal, total of output trim and remote sense				

General

Characteristic	Minimum	Typical	Maximum	Units	Notes & conditions
Efficiency	See models & ratings table				
Isolation: input to output	1500			VDC	
Isolation: input to case	1500			VDC	
Isolation: output to case	1500			VDC	
Isolation resistance	10 ⁷			Ω	
Isolation capacitance		1000		pF	
Switching frequency		300		kHz	3V3 & 5VDC
		330			12, 24, 28 & 48VDC
Power density		312.42 (123.0)		Wcm ³ (W/in ³)	
Mean time between failure		658		kHrs	MIL-HDBK-217F, +25°C GB

Environmental

Characteristic	Minimum	Typical	Maximum	Units	Notes & conditions
Operating base plate	-40		+100	°C	See derating curve
Storage temperature	-55		+105	°C	
Operating humidity			90	%RH	Non-condensing
Cooling	Baseplate cooled				

EMC: emissions

Phenomenon	Standard	Test level	Notes & conditions
Conducted	EN55032	A	With external components

EMC: Immunity

Phenomenon	Standard	Test level	Criteria	Notes & conditions
ESD immunity	EN61000-4-2	2	B	
Radiated	EN61000-4-3	3V/m	A	
EFT/burst	EN61000-4-4	Level 1	A	
Surges	EN61000-4-5	Level 1	A	

Safety approvals

Safety agency	Standard	Test level	Notes & conditions
EN	EN62368-1		
CE	Meets all applicable directives		
UKCA	Meets all applicable legislation		

Application notes

Output Voltage Trim

Voltage trim down

Connect trim resistor Rtrim between Trim pin and -Sense pin.

$$R \text{ trim down} = \left(\frac{511}{\Delta\%} - 10.22 \right) \text{ k}\Omega$$

Where: $\Delta\% = \left(\frac{V_{nom} - V_{des}}{V_{nom}} \right) \times 100$

For Vo: 48V

$$R \text{ trim down} = \left(\frac{2000}{\Delta\%} - 40 \right) \text{ k}\Omega$$

Voltage trim up

Voltage trim up, Connect trim resistor Rtrim between Trim pin and +Sense pin

$$R \text{ trim up} = \left(\frac{5.11 V_{nom} (100 + \Delta\%)}{1.225 \times \Delta\%} - \frac{511}{\Delta\%} - 10.22 \right) \text{ k}\Omega$$

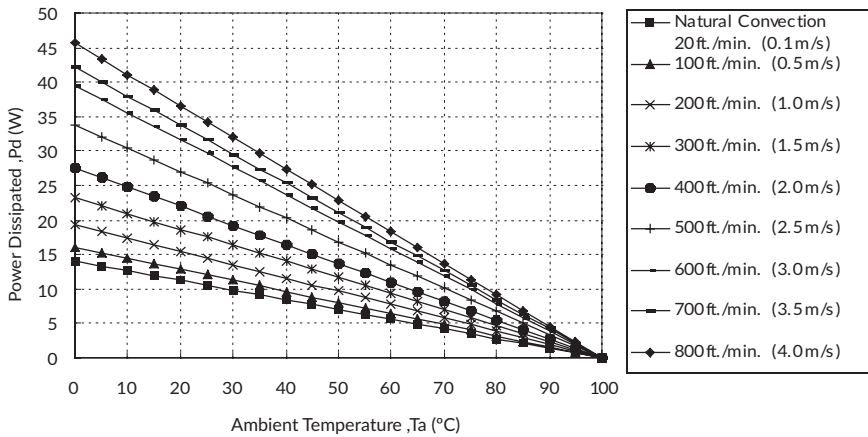
Where: $\Delta\% = \left(\frac{V_{des} - V_{nom}}{V_{nom}} \right) \times 100$

For Vo: 48V

$$R \text{ trim up} = \left(\frac{20 V_{nom} (100 + \Delta\%)}{1.225 \times \Delta\%} - \frac{2000}{\Delta\%} - 40 \right) \text{ k}\Omega$$

Derating curve

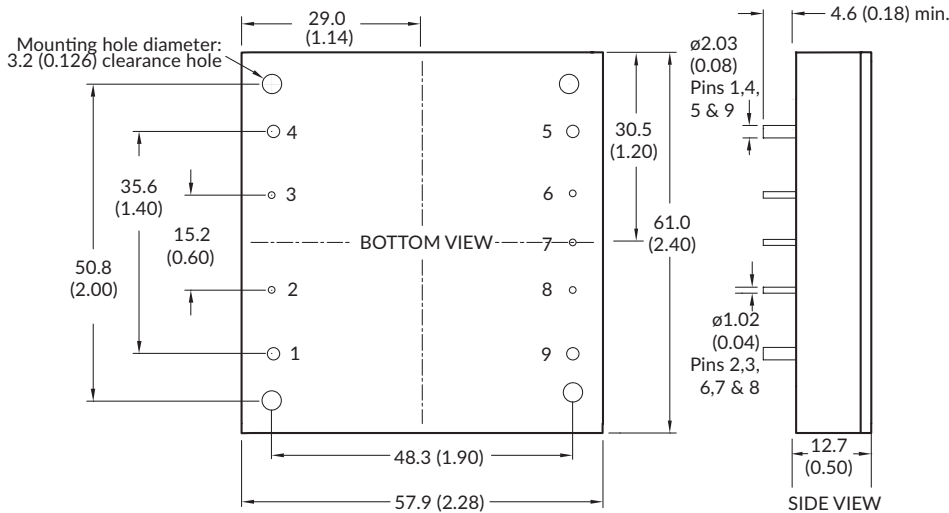
Maximum Power Dissipation vs Ambient Temperature and Air Flow without heatsink



Air Flow Rate	Typical Rca
Natural Convection 0.56m ³ /min (0.1ms)	7.12°C/W
2.83m ³ /min (0.5ms)	6.21°C/W
5.66m ³ /min (1.0ms)	5.17 °C/W
8.49m ³ /min (1.5ms)	4.29 °C/W
11.32m ³ /min (2.0ms)	3.64 °C/W
14.15m ³ /min (2.5ms)	2.96 °C/W
16.99m ³ /min (3.0ms)	2.53 °C/W
19.82m ³ /min (3.5ms)	2.37 °C/W
22.65m ³ /min (4.0ms)	2.19 °C/W

Rca = Thermal resistance from case to ambient

Mechanical details



Pin connections	
Pin	Function
1	+Vin
2	Remote On/Off
3	Case
4	-Vin
5	-Vout
6	-Sense
7	Trim
8	+Sense
9	+Vout

Notes:

- Dimensions are in mm (inches)
- Tolerances: x.xx (x.x) = ±0.5 (±0.02), x.xxx (x.xxx) = ±0.25 (±0.01)

3. Weight: 114g (0.25lbs) approx.