

The AMF18 series of wall plug adaptors comply with medical and home-healthcare approvals along with the latest energy efficiency level VI standards with high active mode efficiency and extremely low no load power consumption.

Available with a range of interchangeable AC connectors these adaptors suit a wide variety of cost sensitive medical applications while maintaining industry leading performance.



### Features

- ▶ IP22 ingress protection
- ▶ IEC/EN60601-1-11 for home healthcare applications
- ▶ Energy efficiency level VI & EU2019/1782
- ▶ Medical and home healthcare approvals
- ▶ Interchangeable mains connectors
- ▶ Input voltages range 80 to 264VAC
- ▶ Output voltages from 5V to 24VDC
- ▶ Optional white version
- ▶ Class II construction
- ▶ 3 year warranty

### Applications



### Dimensions

90.5 x 58.5 x 33.5mm (3.56" x 2.30" x 1.32")

### Models & ratings

Model number <sup>(1,2,5)</sup>	Output power	Output voltage	Output current	Total regulation <sup>(3)</sup>	Efficiency <sup>(4)</sup>
AMF18US05	18W	5.0VDC	2500mA	5%	82.5%
AMF18US09		9.0VDC	2000mA		86.5%
AMF18US12		12.0VDC	1500mA		87.8%
AMF18US15		15.0VDC	1200mA		86.7%
AMF18US18		19.0VDC	1000mA		87.2%
AMF18US24		24.0VDC	750mA		88.3%

#### Notes:

1. Model number is for body only. AC input plugs must be ordered separately, see AC input plug section.
2. Other output voltages available, contact sales for details.
3. Total regulation includes initial set accuracy, line and load regulation.

4. Typical average value measured at 25%, 50%, 75% and 100% at 230VAC.
5. For white case version add suffix '-W' e.g. AMF18US12-W. MOQ applies, contact sales for details.

## Input

Characteristic	Minimum	Typical	Maximum	Units	Notes & conditions
Input voltage	80		264	VAC	
Input frequency	47		63	Hz	
Input current			0.5	A	Measured at 80VAC
Inrush current			70	A	240VAC cold start, +25°C
Power Factor	EN61000-3-2, class A				
No load input power			75	mW	
Input protection	Internal fuse in line				

## Output

Characteristic	Minimum	Typical	Maximum	Units	Notes & conditions
Output voltage	5		24	VDC	See models and ratings table
Minimum load	No minimum load required				
Start up delay			4	s	
Start up rise time		15	45	ms	
Hold up time	10			ms	Full load and 100VAC
Total regulation			5	%	See models and ratings table
Transient response			4	% deviation	Recovery within <1% within 500µs for a 60% step load change at 0.15A/µs
Ripple and noise			200	mV pk-pk	Measured with 20MHz bandwidth and 10µF electrolytic in parallel with 0.1µF ceramic capacitor
Overvoltage protection	110		200	%	Auto recovery
Over load protection	120		205	%	
Leakage Current			50	µA	At 264VAC, 60Hz, from output to ground
Temperature coefficient			0.05	%/°C	

## General

Characteristic	Minimum	Typical	Maximum	Units	Notes & conditions
Efficiency		88		%	Typical average of efficiencies measured at 25%, 50%, 75% and 100% load and 230VAC input
Energy efficiency	Level VI				
Isolation	4000			VAC	Input to Output, 2 x MOPP Suitable for BF applications
Switching frequency	24		70	kHz	Variable
Mean time between failure	200			khrs	MIL-HDBK-217F at +25°C GB
Weight		160 (0.35)		g (lb)	Body only

## Environmental

Characteristic	Minimum	Typical	Maximum	Units	Notes & conditions
Operating temperature	0		+60	°C	Derate from 100% load at +40°C to 50% load at +60°C, agency approval to +40°C max.
Storage temperature	-20		+85	°C	
Operating humidity			90	%RH	Non-condensing
Operating altitude			5000	m	
Vibration	10		300	Hz	2g, 0.3 decades/min, 15 mins for each 3 axes
Cooling	Natural convection				
Shock	1m drop onto concrete on each of 3 sides, non operating				

## EMC: Emissions

Phenomenon	Standard	Test level	Notes & conditions
Emissions	EN55011	Level B	Conducted and radiated
Harmonic currents	EN61000-3-2	Class A	
Voltage flicker	EN61000-3-3		

## EMC: Immunity

Phenomenon	Standard	Test level	Criteria	Notes & conditions
Medical device EMC	IEC60601-1-2	Ed.4.0 : 2014	as below	
ESD immunity	EN61000-4-2	±8kV contact, ±15kV air	A	
Radiated immunity	EN61000-4-3	10V/m	A	80 to 2700mHz, IEC60601-1-2 Ed. 4.0 at other frequencies
EFT/burst	EN61000-4-4	Level 3	A	
Surge	EN61000-4-5	Level 2	A	
Conducted immunity	EN61000-4-6	6V	A	
Magnetic fields	EN61000-4-8	30A/m	A	
Dips and interruptions	EN60601-1-2	Dip: 30% 25 AC Cycles	A/B	High line/low Line
		Int: 100% 0.5 AC Cycle	A	At 8 angles
		Int: 100% 1 AC Cycle	B	
		Int.: >95% 5000ms	B	

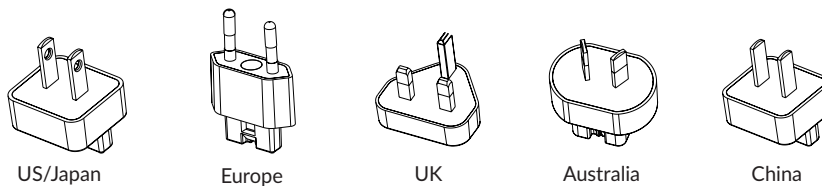
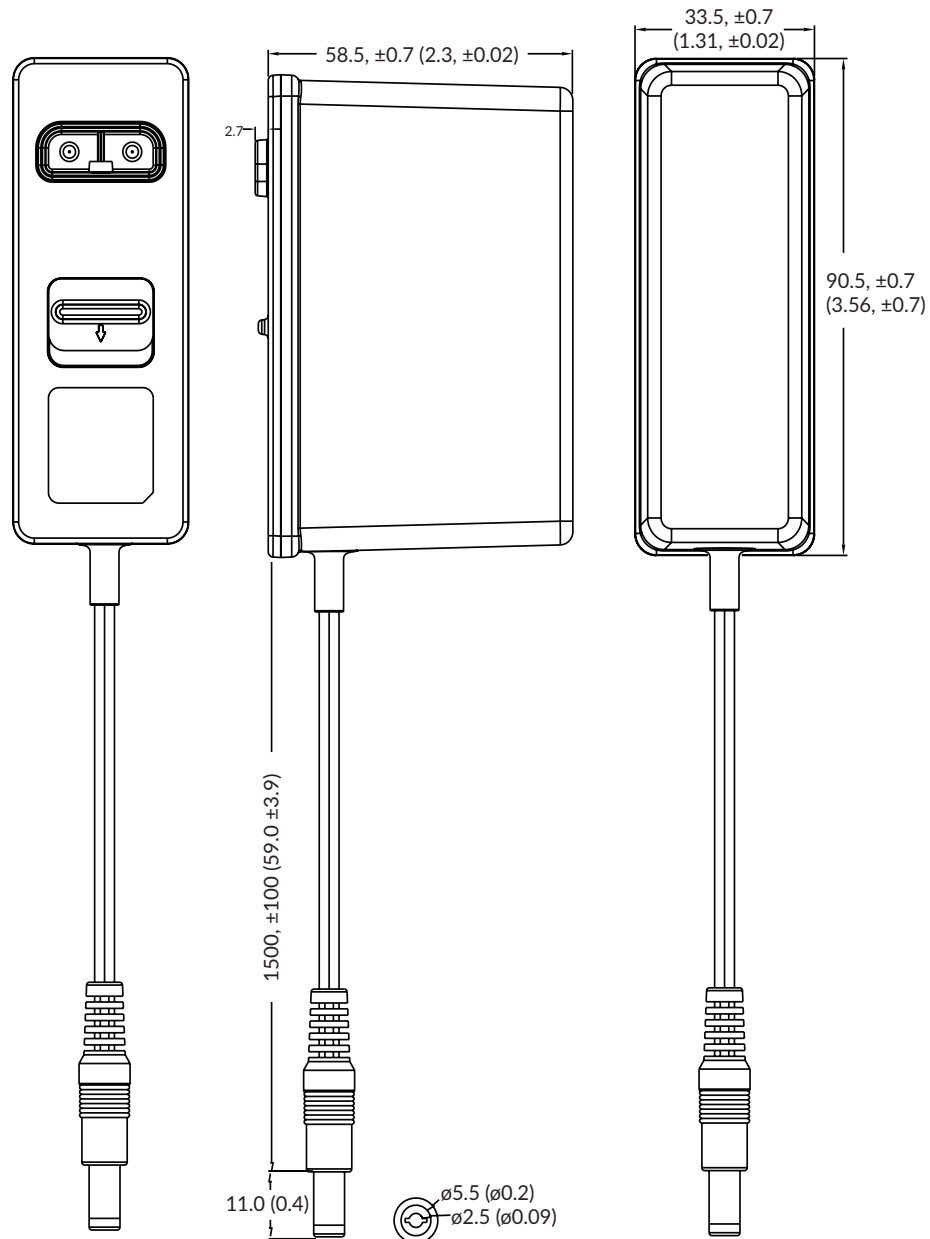
## Safety approvals

Certification	Safety Standard	Notes & Conditions
UL	ANSI/AAMI ES60601-1	Medical, 2 x MOPP
EN	EN62368-1	Information Technology
	EN60601-1, EN60601-1-11	Medical, 2 x MOPP
CB	IEC60601-1, IEC60601-1-11	Medical, 2 x MOPP
CSA	CSA C22.2 No. 60601	Medical, 2 x MOPP
CE	Meets all applicable directives	
UKCA	Meets all applicable legislation	

# AMF18 series

## Mechanical details

AMF18USXX



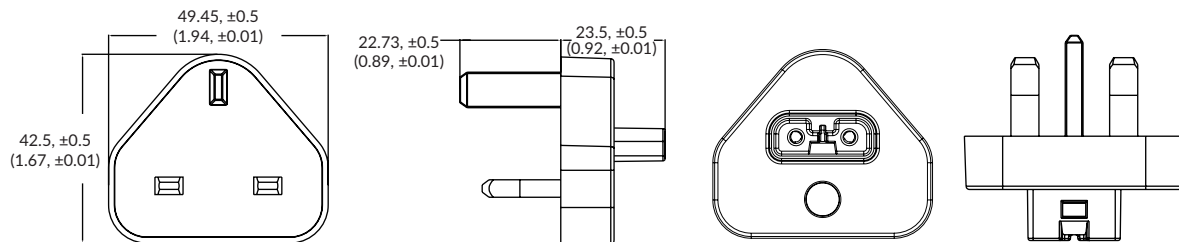
### Notes:

1. All dimensions shown in mm (inches). Tolerance:  $\pm 0.7$  ( $\pm 0.02$ )
2. Weight: 160g (0.35lb) approx.
3. Output plug barrel jack connector,  $\varnothing 5.5 \times \varnothing 2.5 \times 11.0$ mm, centre positive.
4. Output lead: UL2468, 18AWG

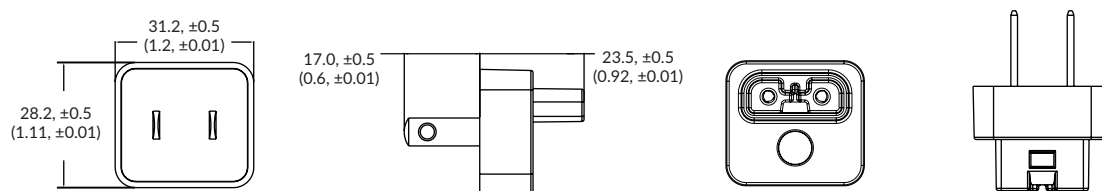
## Mechanical details

### AC Input Plugs

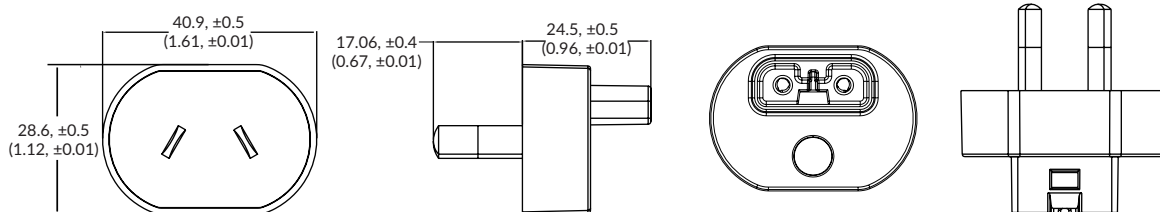
Black UK Plug: AMF PLUG UK  
 White UK Plug: AMF PLUG UK W



Black USA Plug: AMF PLUG US  
 White USA Plug: AMF PLUG US W



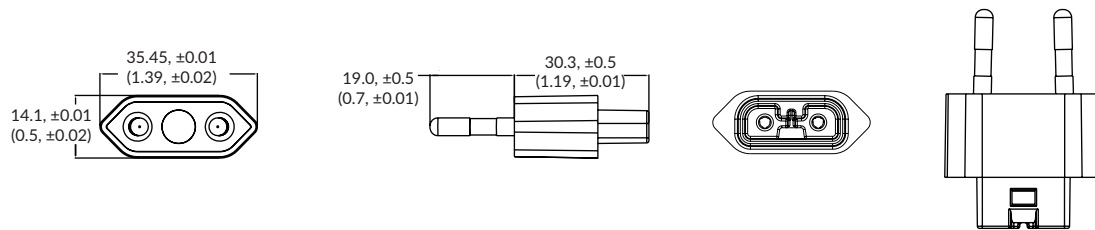
Black Australian Plug: AMF PLUG AU  
 White Australian Plug: AMF PLUG AU W



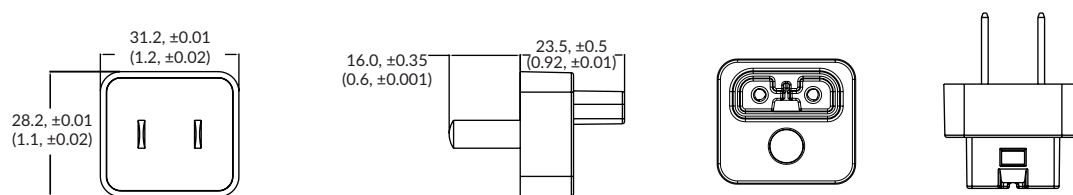
## Mechanical details

### AC Input Plugs

Black European Plug: AMF PLUG EU  
White European Plug: AMF PLUG EU W



Black China Plug: AMF PLUG CN  
White China Plug: AMF PLUG CN W



Specifications subject to change without notice.